



## Icelandic Horse Society of Great Britain

### APPLICATION FORM FOR FOAL REGISTRATION & ISSUE OF PASSPORT

#### Part One – Stallion Serving

To be completed by the Stallion owner/keeper and given to the Mare owner after the stallion service.

*NB: If the serving took place outside the UK, please fill in as far as possible and provide any available evidence of the serving taking place.*

<b>Stallion name:</b>	
<b>Stallion FEIF ID:</b>	
<b>Stallion breeding assessment:</b>	Conformation:                  Ridden:                  Total:
<b>Name of stallion owner:</b>	
<b>Name of stallion keeper (if different):</b>	
<b>Mare name:</b>	
<b>Mare FEIF ID:</b>	
<b>Mare breeding assessment:</b>	Conformation:                  Ridden:                  Total:
<b>Name of mare owner:</b>	
<b>Place of service:</b>	
<b>Dates of service:</b>	

**Stallion owner/keeper's signature:**

**Date:**

#### Part Two – Foal Registration

<b>Name(s) &amp; address of foal's owner(s):</b>	
<b>Name &amp; address to which the passport should be posted (if different):</b>	
<b>Contact email address:</b>	

<b>Foal's name:</b>	
<b>Registered stud name:</b>	
<b>Date of birth:</b>	
<b>Place of birth:</b>	
<b>Sex:</b>	
<b>Colour:</b>	
<b>Markings:</b>	

Foal's DNA Hair sample attached?

yes    no

Mare's DNA Hair sample attached?

yes    no    not required

Are you happy for your name to be visible as the owner for this horse in the WorldFengur database (the studbook database for Icelandic horses)?    yes    no

Are you happy for this birth to be mentioned and for your name to appear as the owner in the IHSGB magazine, Sleipnir?    yes    no

**Owner's signature:**

**Date:**

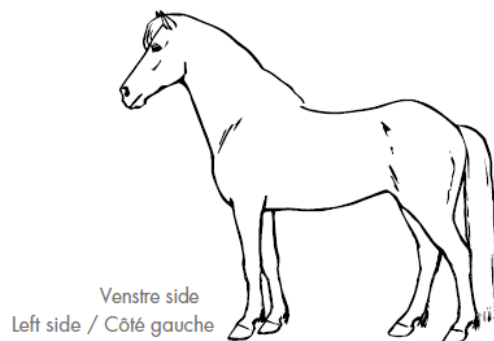
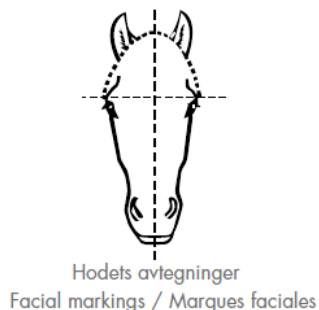

## Part Three – Description of the horse

Name of horse: .....

Microchip number: ..... (Vet to affix barcode here)

### **IMPORTANT PLEASE READ**

- Show all distinctive markings.
- White markings to be shown in red ink.
- Whorls to be shown with **X**.
- If no distinctive markings, at least three whorls to be shown.
- Show position of microchip by annotation of **(M)**.
- For all horses without markings and with less than three whorls, the outline of each chestnut must be drawn.



Bakbein - bakifra  
Hind – rear view  
Jambes postérieures – vue postérieure

Frambein - bakifra  
Fore - rear view  
Jambes antérieures – vue postérieure

Mule  
Muzzle / Nez



Hals - nedeifra  
Neck – from beneath  
Cou – vu d'en bas

### **CHESTNUTS**

Left Fore	Right Fore
Left Hind	Right Hind

Colour:	
Head:	
Foreleg L.:	
Foreleg R.:	
Hindleg L.:	
Hindleg R.:	
Body:	
Markings:	

I certify that the microchip implant was carried out by me and that the above description is correct.

.....  
Signature of Vet

.....  
Date

.....  
Vet's name in capitals

.....  
Location where description was drawn up

Stamp: