



Icelandic Horse Society of Great Britain

APPLICATION FORM FOR FOAL REGISTRATION & ISSUE OF PASSPORT

Part One – Stallion Serving

To be completed by the Stallion owner/keeper and given to the Mare owner after the stallion service.

NB: If the serving took place outside the UK, please fill in as far as possible and provide any available evidence of the serving taking place.

Stallion name:			
Stallion FEIF ID:			
Stallion breeding assessment:		Conformation:	Ridden: Total:
Name of stallion owner:			
Name of stallion keeper (if different):			
Mare name:			
Mare FEIF ID:			
Mare breeding assessment:		Conformation:	Ridden: Total:
Name of mare owner:			
Place of service:		OR	<input type="checkbox"/> covering by artificial insemination (AI)*
Dates of service:			

Stallion owner/keeper's signature:

Date:

Part Two – Foal Registration

** NB: if the foal was conceived through artificial insemination (AI), please provide evidence from the vet which indicates that the insemination procedure was done on the mare above with semen from the stallion above.*

Name(s) & address of foal's owner(s):	
Name & address to which the passport should be posted (if different):	
Contact email address:	

Foal's name:	
Registered stud name:	
Date of birth:	
Place of birth:	
Sex:	
Colour:	
Markings:	

Foal's DNA Hair sample attached?

yes no

Mare's DNA Hair sample attached?

yes no not required

Are you happy for your name to be visible as the owner for your horse(s) in the WorldFengur database (the studbook database for Icelandic horses)?

yes no

Are you happy for this birth to be mentioned and for your name to appear as the owner in the IHSGB magazine, Sleipnir?

yes no

Owner's signature:

Date:

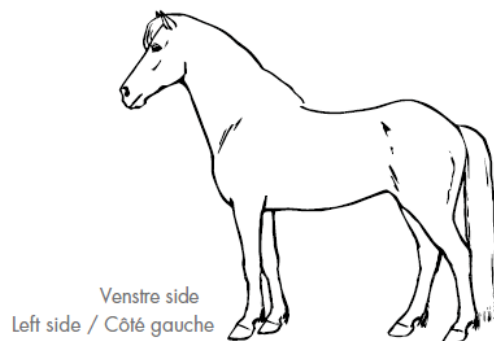
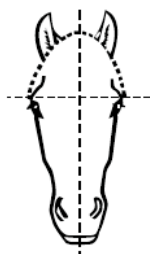
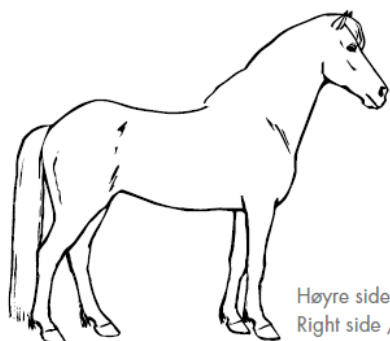
Part Three – Description of the horse

Name of horse:

Microchip number: (Vet to affix barcode here)

IMPORTANT PLEASE READ

- Show all distinctive markings.
- White markings to be shown in red ink.
- Whorls to be shown with **X**.
- If no distinctive markings, at least three whorls to be shown.
- Show position of microchip by annotation of **(M)**.
- For all horses without markings and with less than three whorls, the outline of each chestnut must be drawn.



Bakbein - bakifra
Hind – rear view
Jambes postérieures – vue postérieure

Frambein - bakifra
Fore - rear view
Jambes antérieures – vue postérieure

Mule
Muzzle / Nez



Hals - nedeifra
Neck – from beneath
Cou – vu d'en bas

CHESTNUTS

Right Fore	Right Hind
Left Fore	Left Hind

Colour:	
Head:	
Foreleg L.:	
Foreleg R.:	
Hindleg L.:	
Hindleg R.:	
Body:	
Markings:	

I certify that the microchip implant was carried out by me and that the above description is correct.

.....
Signature of Vet

.....
Date

.....
Vet's name in capitals

.....
Location where description was drawn up

Stamp: